



p47-phox (phospho Ser370) rabbit pAb

Cat No.:ES7224

For research use only

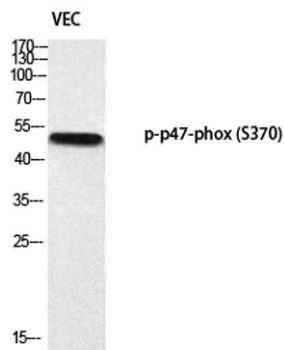
Overview

Product Name	p47-phox (phospho Ser370) rabbit pAb
Host species	Rabbit
Applications	WB;IHC;IF;ELISA
Species Cross-Reactivity	Human;Mouse;Rat
Recommended dilutions	Western Blot: 1/500 - 1/2000. Immunohistochemistry: 1/100 - 1/300. ELISA: 1/5000. Not yet tested in other applications.
Immunogen	The antiserum was produced against synthesized peptide derived from human p47 phox around the phosphorylation site of Ser370. AA range:341-390
Specificity	Phospho-p47-phox (S370) Polyclonal Antibody detects endogenous levels of p47-phox protein only when phosphorylated at S370.
Formulation	Liquid in PBS containing 50% glycerol, 0.5% BSA and 0.02% sodium azide.
Storage	Store at -20°C. Avoid repeated freeze-thaw cycles.
Protein Name	Neutrophil cytosol factor 1
Gene Name	NCF1
Cellular localization	Cytoplasm, cytosol . Membrane ; Peripheral membrane protein ; Cytoplasmic side .
Purification	The antibody was affinity-purified from rabbit antiserum by affinity-chromatography using epitope-specific immunogen.
Clonality	Polyclonal
Concentration	1 mg/ml
Observed band	
Human Gene ID	653361
Human Swiss-Prot Number	P14598
Alternative Names	NCF1; NOXO2; SH3PXD1A; Neutrophil cytosol factor 1; NCF-1; 47 kDa autosomal chronic granulomatous disease protein; 47 kDa neutrophil oxidase factor; NCF-47K; Neutrophil NADPH oxidase factor 1; Nox organizer 2; Nox-organizing protein 2; SH3

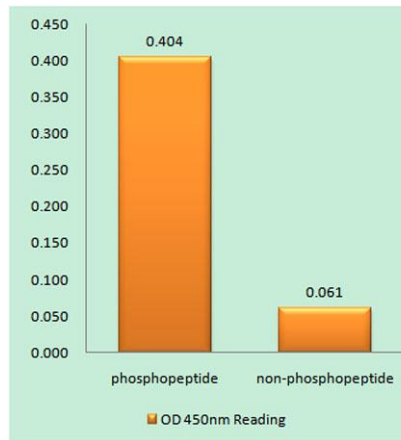


Background

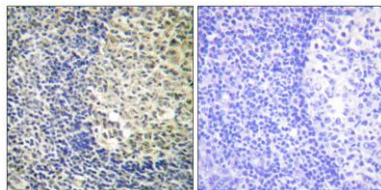
The protein encoded by this gene is a 47 kDa cytosolic subunit of neutrophil NADPH oxidase. This oxidase is a multicomponent enzyme that is activated to produce superoxide anion. Mutations in this gene have been associated with chronic granulomatous disease. [provided by RefSeq, Jul 2008],



Western blot analysis of VEC using p-p47-phox (S370) antibody.



Enzyme-Linked Immunosorbent Assay (Phospho-ELISA) for Immunogen Phosphopeptide (Phospho-left) and Non-Phosphopeptide (Phospho-right), using p47 phox (Phospho-Ser370) Antibody



Immunohistochemistry analysis of paraffin-embedded human tonsil, using p47 phox (Phospho-Ser370) Antibody. The picture on the right is blocked with the phosphopeptide.



