

CUL-4B rabbit pAb

Cat No.:ES3918

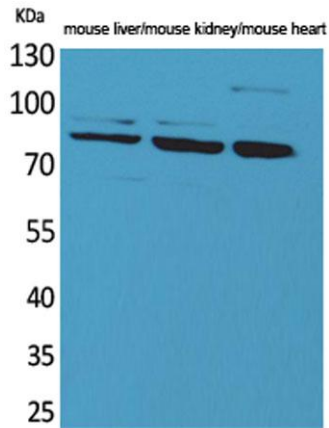
For research use only

Overview

Product Name	CUL-4B rabbit pAb
Host species	Rabbit
Applications	WB;IHC;IF;ELISA
Species Cross-Reactivity	Human;Mouse;Rat
Recommended dilutions	Western Blot: 1/500 - 1/2000. IHC-p: 1:100-300 ELISA: 1/20000. Not yet tested in other applications.
Immunogen	The antiserum was produced against synthesized peptide derived from the Internal region of human CUL4B. AA range:711-760
Specificity	CUL-4B Polyclonal Antibody detects endogenous levels of CUL-4B protein.
Formulation	Liquid in PBS containing 50% glycerol, 0.5% BSA and 0.02% sodium azide.
Storage	Store at -20°C. Avoid repeated freeze-thaw cycles.
Protein Name	Cullin-4B
Gene Name	CUL4B
Cellular localization	Nucleus .
Purification	The antibody was affinity-purified from rabbit antiserum by affinity-chromatography using epitope-specific immunogen.
Clonality	Polyclonal
Concentration	1 mg/ml
Observed band	110kD
Human Gene ID	8450
Human Swiss-Prot Number	Q13620
Alternative Names	CUL4B; KIAA0695; Cullin-4B; CUL-4B
Background	This gene is a member of the cullin family. The encoded protein forms a complex that functions as an E3 ubiquitin ligase and catalyzes the polyubiquitination of specific protein substrates in the cell. The protein interacts with a ring finger protein, and is required for the proteolysis of several regulators of DNA replication including chromatin

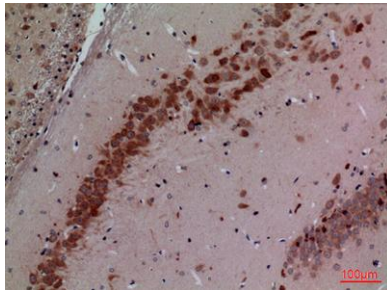


licensing and DNA replication factor 1 and cyclin E. Multiple transcript variants encoding different isoforms have been found for this gene. [provided by RefSeq, Jul 2008],

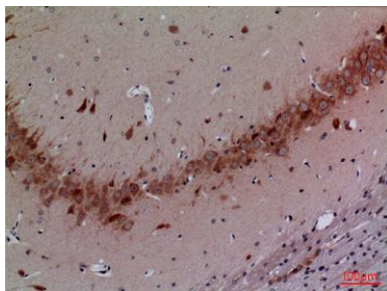


Western Blot analysis of mouse liver, mouse kidney, mouse heart cells using CUL-4B Polyclonal Antibody. Secondary antibody(catalog#:RS0002) was diluted at 1:20000

Immunohistochemical analysis of paraffin-embedded rat-brain, antibody was diluted at 1:100



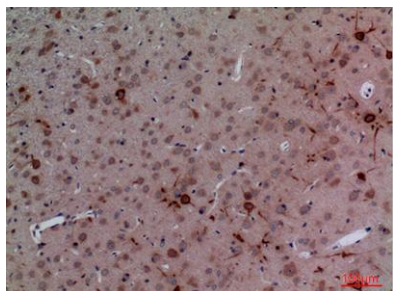
Immunohistochemical analysis of paraffin-embedded rat-brain, antibody was diluted at 1:100





ELK Biotechnology

Immunohistochemical analysis of paraffin-embedded
rat-brain, antibody was diluted at 1:100



+86-27-59760950

ELKbio@ELKbiotech.com

www.elkbiotech.com

23-2, No.388 Gaoxin 2nd Road,Wuhan East Lake Hi-tech Development Zone, Hubei , P.R.C