

USP42 rabbit pAb

Cat No.:ES3680

For research use only


Overview

Product Name	USP42 rabbit pAb
Host species	Rabbit
Applications	WB;ELISA
Species Cross-Reactivity	Human;Mouse;Rat
Recommended dilutions	Western Blot: 1/500 - 1/2000. ELISA: 1/10000. Not yet tested in other applications.
Immunogen	The antiserum was produced against synthesized peptide derived from human USP42. AA range:251-300
Specificity	USP42 Polyclonal Antibody detects endogenous levels of USP42 protein.
Formulation	Liquid in PBS containing 50% glycerol, 0.5% BSA and 0.02% sodium azide.
Storage	Store at -20°C. Avoid repeated freeze-thaw cycles.
Protein Name	Ubiquitin carboxyl-terminal hydrolase 42
Gene Name	USP42
Cellular localization	
Purification	The antibody was affinity-purified from rabbit antiserum by affinity-chromatography using epitope-specific immunogen.
Clonality	Polyclonal
Concentration	1 mg/ml
Observed band	150kD
Human Gene ID	84132
Human Swiss-Prot Number	Q9H9J4
Alternative Names	USP42; Ubiquitin carboxyl-terminal hydrolase 42; Deubiquitinating enzyme 42; Ubiquitin thioesterase 42; Ubiquitin-specific-processing protease 42
Background	catalytic activity:Ubiquitin C-terminal thioester + H(2)O = ubiquitin + a thiol.,similarity:Belongs to the peptidase C19 family.,tissue specificity:Broadly expressed.,

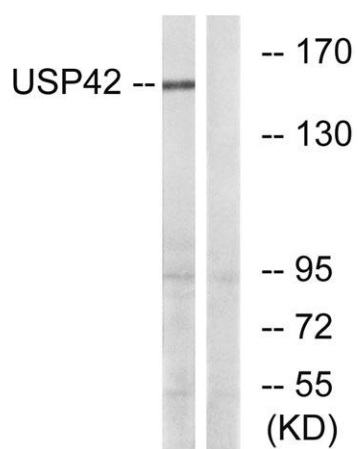




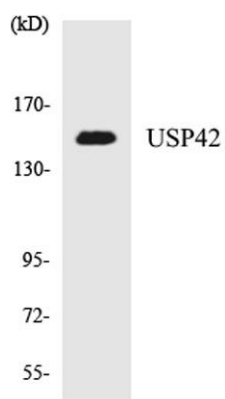
ELK Biotechnology



Western Blot analysis of various cells using USP42 Polyclonal Antibody. Secondary antibody(catalog#:RS0002) was diluted at 1:20000



Western blot analysis of lysates from HT-29 cells, using USP42 Antibody. The lane on the right is blocked with the synthesized peptide.



Western blot analysis of the lysates from HeLa cells using USP42 antibody.



+86-27-59760950

ELKbio@ELKbiotech.com

www.elkbiotech.com

23-2, No.388 Gaoxin 2nd Road,Wuhan East Lake Hi-tech Development Zone, Hubei , P.R.C